NON TOWER SHEAR WALL DETAILS:

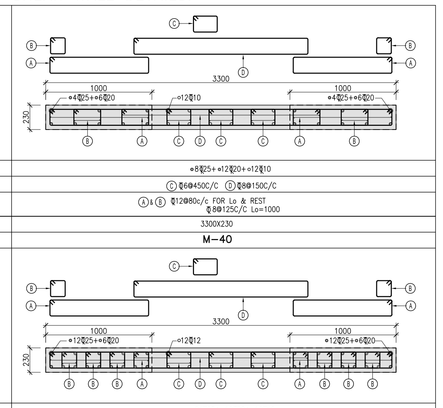

FIRST FLOOR MEZZANINE L3 TO SECOND FLOOR L5	
COL. REINFORCEMENT	+8ϕ25+4ϕ20+12ϕ10
COL. STIRRUPS(GEN.)	Ⓐ ϕ8@150C/C Ⓑ ϕ8@150C/C
COL. STIRRUPS(CONF.)	Ⓐ & Ⓑ ϕ12@80c/c FOR Lo & REST ϕ8@125C/C Lo=1000
COL. SIZE	3300X230
CONC. MIX	M-40
FIRST FLOOR L2 TO FIRST FLOOR MEZZANINE L3	
COL. REINFORCEMENT	+24ϕ25+12ϕ20+12ϕ12
COL. STIRRUPS(GEN.)	Ⓐ ϕ8@150C/C Ⓑ ϕ8@150C/C
COL. STIRRUPS(CONF.)	Ⓐ & Ⓑ ϕ12@80c/c FOR Lo & REST ϕ8@125C/C Lo=1000
COL. SIZE	3300X230
CONC. MIX	M-40
COL. MAR	SW6A

NON TOWER SHEAR WALL DETAILS:

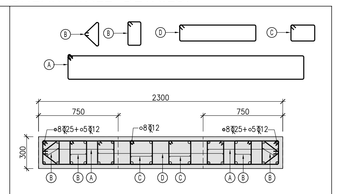

FIRST FLOOR MEZZANINE L3 TO SECOND FLOOR L5	
COL. REINFORCEMENT	+16ϕ25+18ϕ12
COL. STIRRUPS(GEN.)	Ⓐ ϕ8@150C/C
COL. SIZE	2300X300
CONC. MIX	M-40
FIRST FLOOR L2 TO FIRST FLOOR MEZZANINE L3	
COL. REINFORCEMENT	+44ϕ25
COL. STIRRUPS(GEN.)	Ⓐ Ⓑ ϕ8@150C/C
COL. SIZE	2300X300
CONC. MIX	M-40
COL. MAR	SW4

NON TOWER SHEAR WALL DETAILS:

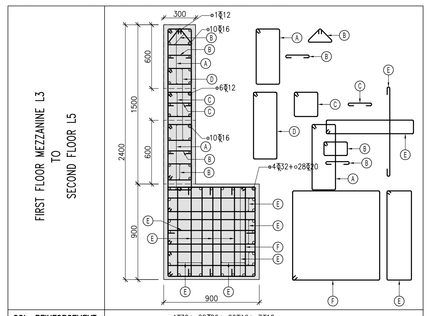

FIRST FLOOR MEZZANINE L3 TO SECOND FLOOR L5	
COL. REINFORCEMENT	+4ϕ32+28ϕ20+20ϕ16+7ϕ12
COL. STIRRUPS(GEN.)	Ⓐ Ⓑ Ⓒ ϕ8@150C/C Ⓓ ϕ8@300C/C Ⓔ Ⓕ ϕ8@300C/C
COL. SIZE	AS PER PLAN
CONC. MIX	M-40
FIRST FLOOR L2 TO FIRST FLOOR MEZZANINE L3	
COL. REINFORCEMENT	+28ϕ32+12ϕ20+20ϕ16+7ϕ12
COL. STIRRUPS(GEN.)	Ⓐ Ⓑ Ⓒ ϕ8@150C/C Ⓓ ϕ8@300C/C Ⓔ Ⓕ ϕ8@300C/C
COL. SIZE	AS PER PLAN
CONC. MIX	M-40
COL. MAR	SW1

NON TOWER SHEAR WALL DETAILS:

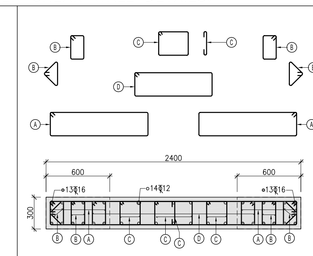

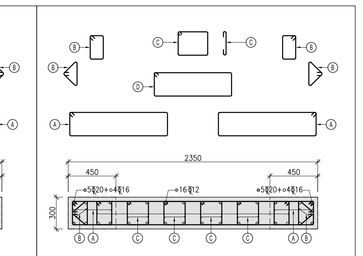

FIRST FLOOR MEZZANINE L3 TO SECOND FLOOR L5		
COL. REINFORCEMENT	+26ϕ16+14ϕ12	+10ϕ20+6ϕ16+16ϕ12
COL. STIRRUPS(GEN.)	Ⓐ Ⓑ Ⓒ ϕ8@150C/C Ⓓ ϕ8@300C/C	Ⓐ Ⓑ Ⓒ ϕ8@150C/C Ⓓ ϕ8@300C/C
COL. SIZE	2400X300	2350X300
CONC. MIX	M-40	M-40
FIRST FLOOR L2 TO FIRST FLOOR MEZZANINE L3		
COL. REINFORCEMENT	+24ϕ20++18ϕ16+6ϕ12	+24ϕ20++18ϕ16+6ϕ12
COL. STIRRUPS(GEN.)	Ⓐ Ⓑ Ⓒ ϕ8@150C/C Ⓓ ϕ8@300C/C	Ⓐ Ⓑ Ⓒ ϕ8@150C/C Ⓓ ϕ8@300C/C
COL. SIZE	2400X300	2350X300
CONC. MIX	M-40	M-40
COL. MAR	SW2	SW2A

TOWER SHEAR WALL DETAILS:

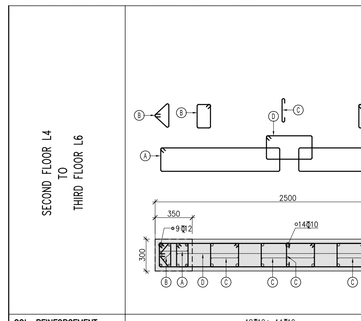

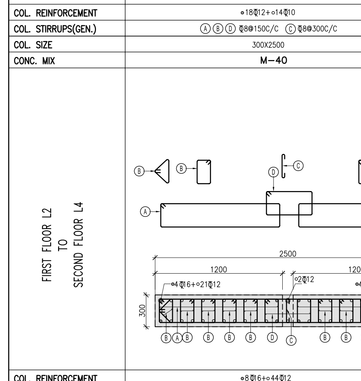

SECOND FLOOR L4 TO THIRD FLOOR L6		
COL. REINFORCEMENT	+18ϕ12+14ϕ10	+35ϕ16
COL. STIRRUPS(GEN.)	Ⓐ Ⓑ Ⓒ ϕ8@150C/C Ⓓ ϕ8@300C/C	Ⓐ Ⓑ Ⓒ ϕ8@250C/C
COL. SIZE	300X2500	AS PER PLAN
CONC. MIX	M-40	M-40
FIRST FLOOR L2 TO SECOND FLOOR L4		
COL. REINFORCEMENT	+8ϕ16++44ϕ12	+35ϕ16
COL. STIRRUPS(GEN.)	Ⓐ Ⓑ Ⓒ ϕ8@150C/C Ⓓ ϕ8@300C/C	Ⓐ Ⓑ Ⓒ ϕ8@250C/C
COL. SIZE	300X2500	AS PER PLAN
CONC. MIX	M-40	M-40
COL. MAR	SW9	SW10

NON TOWER SHEAR WALL DETAILS:

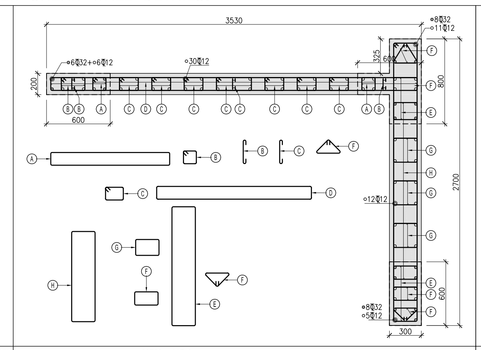

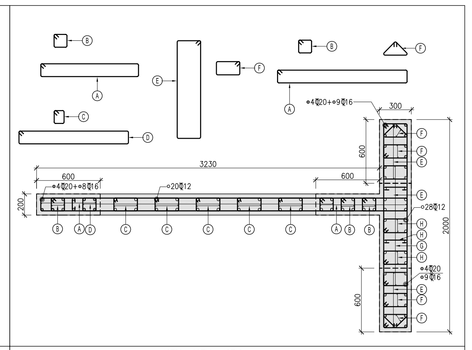

FIRST FLOOR MEZZANINE L3 SECOND FLOOR L5		
COL. REINFORCEMENT	+32ϕ32+64ϕ12	+12ϕ20++26ϕ16++48ϕ12
COL. STIRRUPS(GEN.)	Ⓐ Ⓑ Ⓒ ϕ8@125C/C Ⓓ ϕ8@250C/C Ⓔ Ⓕ Ⓖ ϕ8@150C/C Ⓗ ϕ8@300C/C	Ⓐ Ⓑ Ⓒ ϕ8@125C/C Ⓓ ϕ8@250C/C Ⓔ Ⓕ Ⓖ ϕ8@150C/C
COL. SIZE	AS PER PLAN	AS PER PLAN
CONC. MIX	M-40	M-40
FIRST FLOOR L2 TO FIRST FLOOR MEZZANINE L3		
COL. REINFORCEMENT	+70ϕ32+20ϕ12	+14ϕ25++68ϕ16++12ϕ12
COL. STIRRUPS(GEN.)	Ⓐ Ⓑ Ⓒ ϕ8@125C/C Ⓓ ϕ8@250C/C Ⓔ Ⓕ Ⓖ ϕ8@150C/C Ⓗ ϕ8@300C/C	Ⓐ Ⓑ Ⓒ ϕ8@125C/C Ⓓ ϕ8@250C/C Ⓔ Ⓕ Ⓖ ϕ8@150C/C
COL. SIZE	AS PER PLAN	AS PER PLAN
CONC. MIX	M-40	M-40
COL. MAR	SW5	SW6

NON TOWER SHEAR WALL DETAILS:

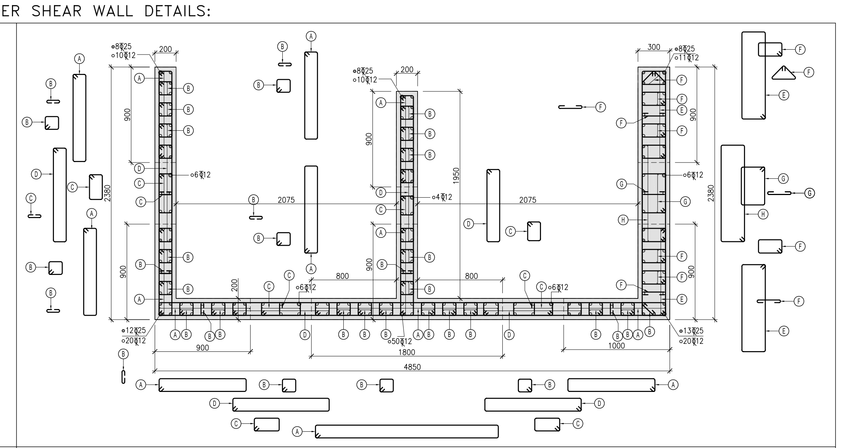

FIRST FLOOR MEZZANINE L3 TO SECOND FLOOR L5	
COL. REINFORCEMENT	+49ϕ25++149ϕ12
COL. STIRRUPS(GEN.)	Ⓐ Ⓑ Ⓒ ϕ8@125C/C Ⓓ ϕ8@250C/C Ⓔ Ⓕ Ⓖ ϕ8@150C/C Ⓗ ϕ8@300C/C
COL. SIZE	AS PER PLAN
CONC. MIX	M-40
FIRST FLOOR L2 TO FIRST FLOOR MEZZANINE L3	
COL. REINFORCEMENT	+120ϕ25++78ϕ12
COL. STIRRUPS(GEN.)	Ⓐ Ⓑ Ⓒ ϕ8@125C/C Ⓓ ϕ8@250C/C Ⓔ Ⓕ Ⓖ ϕ8@150C/C Ⓗ ϕ8@300C/C
COL. SIZE	AS PER PLAN
CONC. MIX	M-40
	SW3

TOWER SHEAR WALL DETAILS:

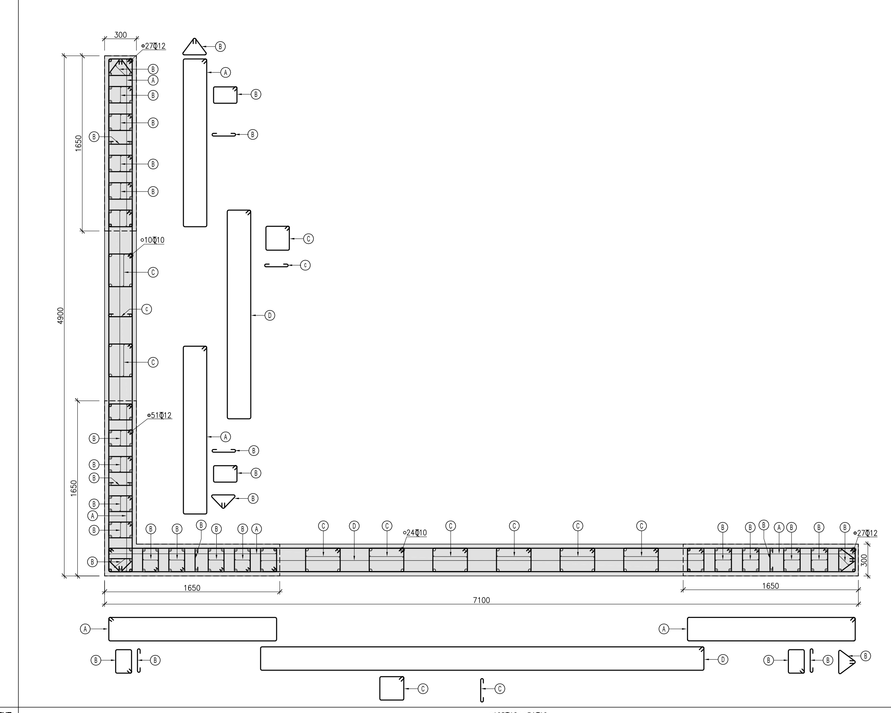

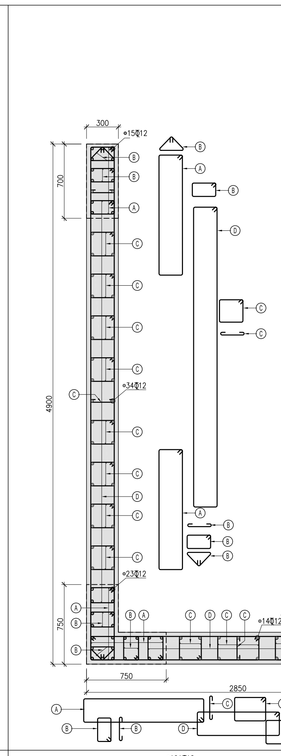

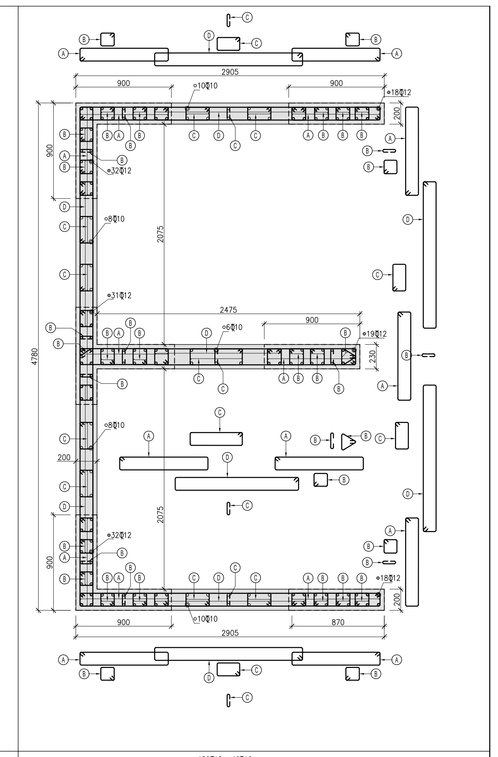

SECOND FLOOR L4 TO THIRD FLOOR L6			
COL. REINFORCEMENT	+102ϕ12++34ϕ10	+101ϕ12	+150ϕ12++42ϕ10
COL. STIRRUPS(GEN.)	Ⓐ Ⓑ Ⓒ ϕ8@150C/C Ⓓ ϕ8@300C/C	Ⓐ Ⓑ Ⓒ ϕ8@150C/C Ⓓ ϕ8@300C/C	Ⓐ Ⓑ Ⓒ ϕ8@125C/C Ⓓ ϕ8@250C/C
COL. SIZE	AS PER PLAN	AS PER PLAN	AS PER PLAN
CONC. MIX	M-40	M-40	M-40
FIRST FLOOR L2 TO SECOND FLOOR L4			
COL. REINFORCEMENT	+152ϕ16++144ϕ12	+92ϕ16++32ϕ12	+192ϕ12
COL. STIRRUPS(GEN.)	Ⓐ Ⓑ Ⓒ ϕ8@150C/C Ⓓ ϕ8@300C/C	Ⓐ Ⓑ Ⓒ ϕ8@150C/C Ⓓ ϕ8@300C/C	Ⓐ Ⓑ Ⓒ ϕ8@125C/C Ⓓ ϕ8@250C/C
COL. SIZE	AS PER PLAN	AS PER PLAN	AS PER PLAN
CONC. MIX	M-40	M-40	M-40
COL. MAR	SW7	SW8	SW11

NOTES :-

1. ALL DIMENSIONS ARE IN MM ONLY, UNLESS OTHERWISE SPECIFIED.
2. DO NOT SCALE THE DRAWING FOLLOW FIGURED DIMENSIONS ONLY.
3. READ THIS DRG. ALONG WITH ARCHITECTURAL DRG. IN CASE OF ANY DISCREPANCY BEING NOTED IT SHALL BE IMMEDIATELY BROUGHT TO THE NOTICE OF THE CONSULTANT BEFORE COMMENCING THE WORK.
4. THE CLEAR COVER SHOWN IN TABLE BELOW SHALL BE FROM THE OUTER FACE OF THE STRUCTURAL ELEMENT TO THE TIES FOR COLUMN AND SHEAR WALLS.

ITEM	GRADE OF CONCRETE	GRADE OF STEEL	CLEAR COVER
SHEAR WALLS	M40	Fe500	40 mm

REFRENCE DRAWINGS:-

FOR COLUMN LAYOUT REFER DWG NO:- NIT-S-10A

LEGEND:

Ld - 36ϕ WHERE ϕ IS DIA OF BAR

RELEASED FOR CONSTRUCTION
14 AUG 2014
TECHNICAL PROJECTS CONSULTANTS
New Delhi-INDIA

No.	Date	By	Description	Issue
R0	14.08.2014		GENERAL REVISION	GOOD FOR CONSTRUCTION

Revisions

Key Plan

KEY PLAN

ARCHITECTS
InFORM ARCHITECTS
BENGALURU OFFICE
#403, SECOND FLOOR, 5th MAIN ROAD
SANJAYANAGAR EAST STAGE
BANGALORE - 560 094
Phone: +91-80-23524555

TECHNICAL PROJECTS CONSULTANTS PVT. LTD
HYDERABAD OFFICE:- Flat no 503, 5th floor, Sriutsava Apartments; Methodist Colony, Begumpet; Hyderabad-500016; Tel: (0091) 040-33574812
NOIDA OFFICE:- B-74,SECTOR-57 NOIDA 201301,U.P.INDIA Ph.: +0120-4306800-4306801 email : tpconsultants@gmail.com

SUB TITLE
GOLDEN JUBILEE BUILDING
NATIONAL INSTITUTE OF TECHNOLOGY,
ROURKELA

Drawing Title:
SHEAR WALL DETAILS
TOWER (1st TO 3rd FLOOR)
NON TOWER (1st TO 2nd FLOOR)

Job No.		Drawing No. NIT-S-40E
Drawn MAHMOOD	Checked CHARY	Revisions
Date 14.08.2014	Scale 1:20	R0