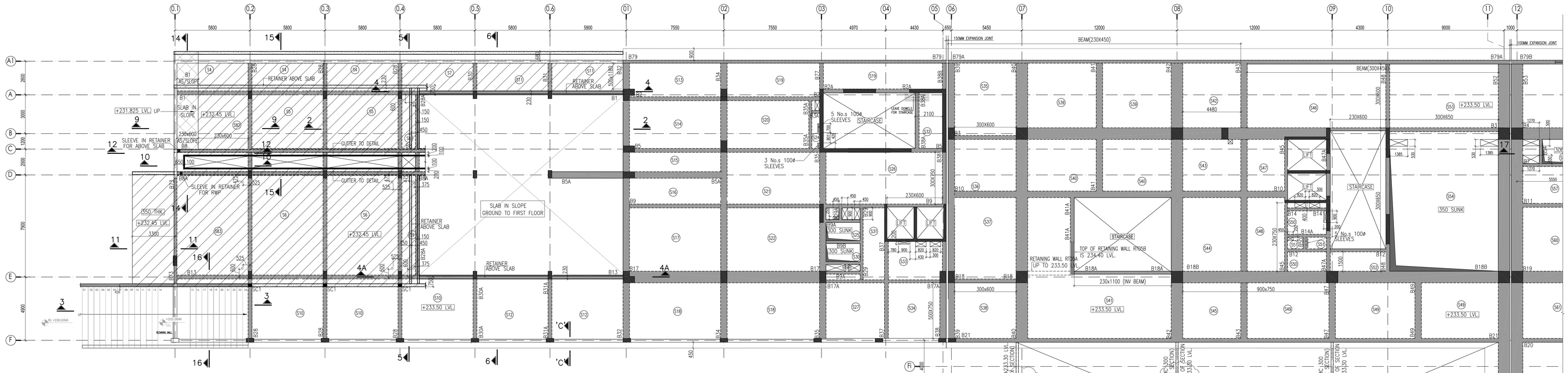

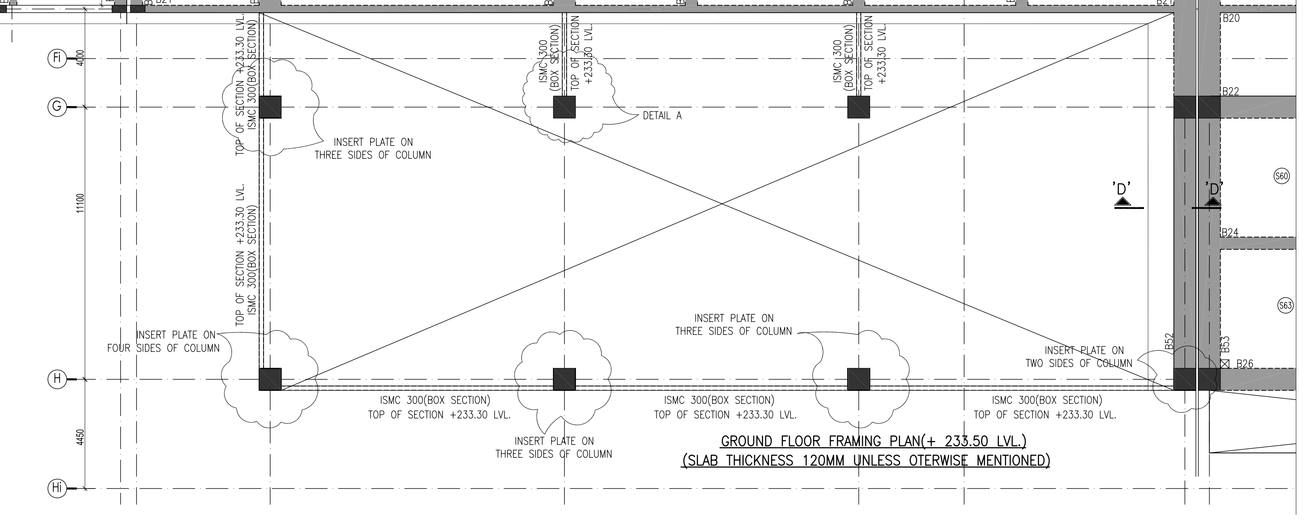

GROUND FLOOR FRAMING PLAN(+ 233.50 LVL.)
(SLAB THICKNESS 120MM UNLESS OTERWISE MENTIONED)

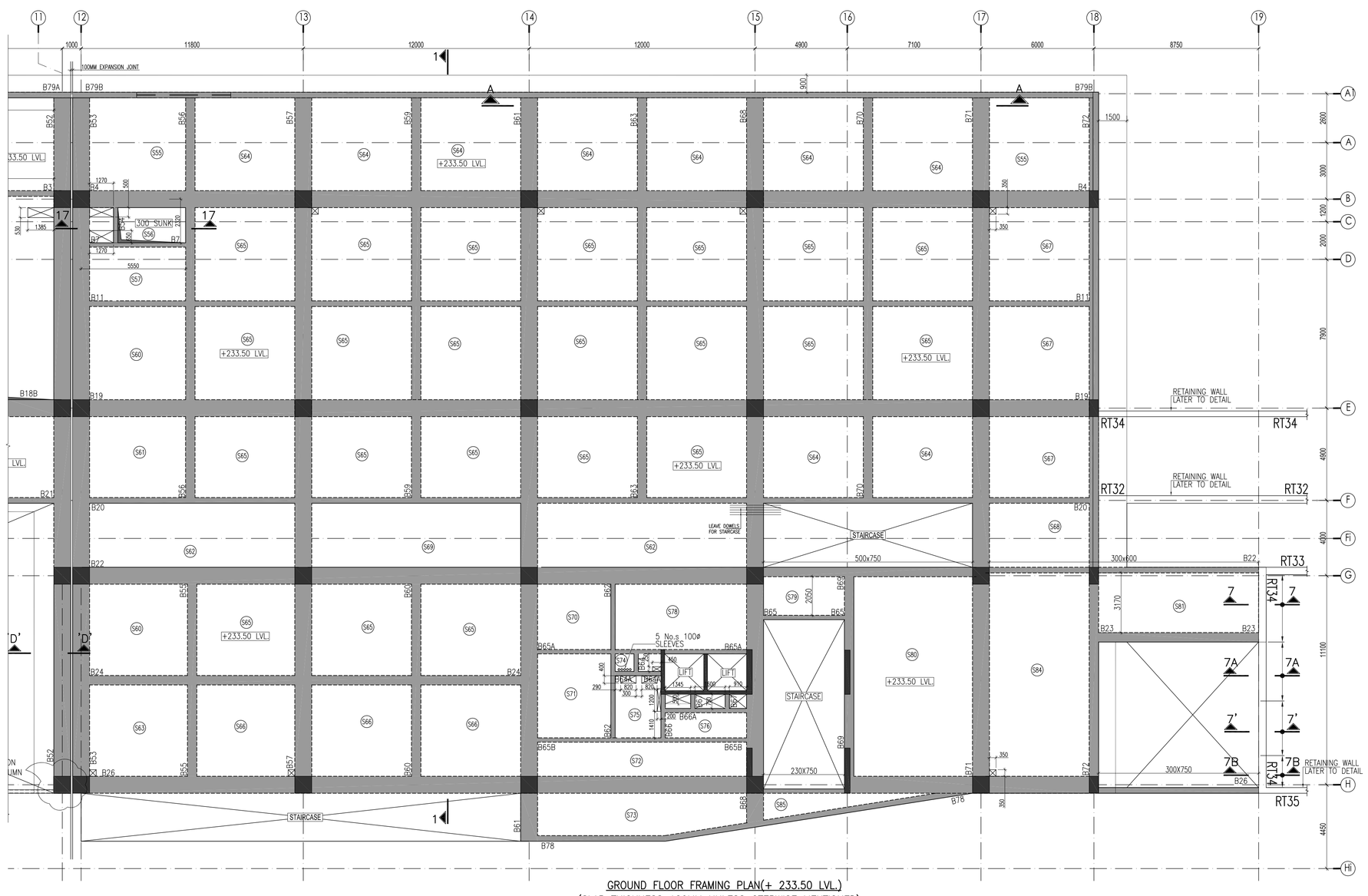

GROUND FLOOR FRAMING PLAN(+ 233.50 LVL.)
(SLAB THICKNESS 120MM UNLESS OTERWISE MENTIONED)

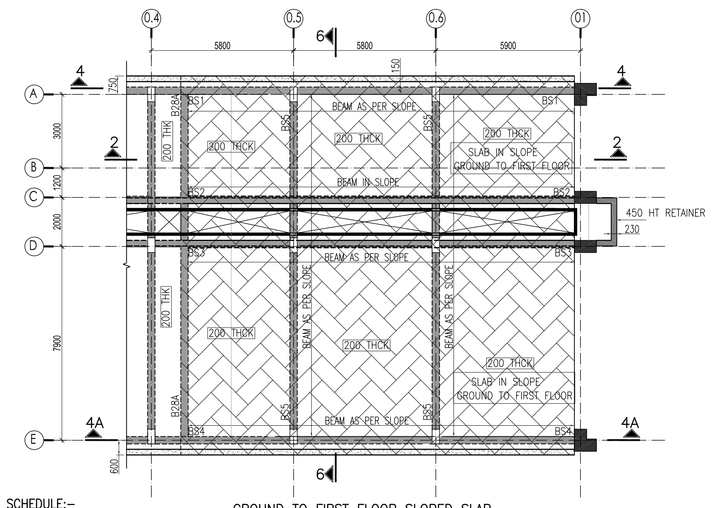

GROUND TO FIRST FLOOR SLOPED SLAB FRAMING PLAN

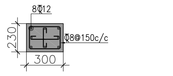

SC1 DETAIL

BEAM SCHEDULE:-

BEAM NO.	SIZE
BS1	300x750
BS2	300x600
BS3	300x750
BS4	300x750
BS5	300x750

ALL BEAMS ARE AS PER SLOPE

BEAM SCHEDULE:-

BEAM NO.	SIZE
B1	300x750
B2	300x600
B2A	300x600
B3	300X600/ 900x750/230X600
B3A	230x500
B4	900x750
B5	300x600
B5A	500x750
B7	230x600
B8	230/300x600
B8A	300x750
B9	300/230x600
B9A	230x500
B9B	230x500
B10	500x750
B11	300x750
B12	230x600
B13	300x750
B14	230x500
B14A	230x500
B17	900x750
B17A	230x750
B18	300x600
B18A	230x1100(inv.)
B18B	900x750
B19	900x750
B20	300x750
B21	300x750
B22	(900/500x750) /(300x600)
B23	500x750
B24	500x750
B26	900/230/300x750
B28	300x750
B28A	300x750
B29	230x500
B29A	230x500
B30	300x750
B30A	300x750
B31	300x750
B31A	300x750
B32	500x750
B34	500x750
B35	500x750
B35A	230x500
B37	300x600
B38	500/300x750
B38A	300x600
B38B	300x600
B39	500x750
B40	900x750
B41	500x750
B41A	300x600
B42	900x750
B43	500x750
B45	230x750/500
B47	500x750
B47A	300x600
B48	300x650/600
B49	500x750
B50	230x500
B52	900x750
B53	900x750
B54	230x500
B55	500x750
B56	500x750
B57	900x750

BEAM SCHEDULE:-

BEAM NO.	SIZE
B59	500x750
B60	500x750
B61	900x750
B62	230x600
B63	500x750
B64	230x500
B64A	230x600
B65	230x600
B65A	230x750
B65B	230x600
B66	230x600
B66A	230x500
B67	230x500
B68	900x750
B69	500x750
B70	500x750
B71	900x750
B72	500x750
B73	230x1050
B77	300x750
B78	300x750
B79	230x450
B79A	230/300x450
B79B	300x450

NOTES :-

1. ALL DIMENSIONS ARE IN MILLIMETRES
2. DO NOT SCALE ANY DIMENSION
3. READ THIS DRG. ALONG WITH ARCHITECTURAL DRG. IN CASE OF ANY DISCREPANCY BEING NOTED IT SHALL BE IMMEDIATELY BROUGHT TO THE NOTICE OF THE CONSULTANT BEFORE COMMENCING THE WORK.
4. THE CLEAR COVER SHOWN IN TABLE BELOW SHALL BE FROM THE OUTER FACE OF THE STRUCTURAL ELEMENT TO THE TIES FOR BEAMS & COLUMNS AND TO THE MAIN REINFORCEMENT FOR SLABS.

ITEM	GRADE OF CONCRETE	GRADE OF STEEL	CLEAR COVER
BEAMS	M25	Fe500	25 mm
SLABS	M25	Fe500	20 mm
COLUMNS	M40	Fe500	40 mm

LEGEND:-
SUNKEN
CUTOUT

REFER DRAWING NO'S:-
NIT-S-GJ-101A
NIT-S-GJ-101B
NIT-S-GJ-101C
NIT-S-GJ-101D
NIT-S-GJ-101E

SLAB REINFORCEMENT SCHEDULE

SLAB NO.	BOTTOM REINFORCEMENT PARALLEL TO LONG SPAN (1)	BOTTOM REINFORCEMENT PARALLEL TO SHORT SPAN (2)	TOP REINFORCEMENT PARALLEL TO LONG SPAN (A)	TOP REINFORCEMENT PARALLEL TO SHORT SPAN (B)	THICKNESS
(S4)	ø8@200C/C	ø8@200C/C	ø8@200C/C	ø8@175C/C	120
(S5)	ø8@200C/C	ø8@200C/C	ø8@200C/C	–	200
(S6)	ø8@150C/C	ø8@150C/C	–	ø10@175C/C	200
(S7)	ø8@200C/C	ø8@200C/C	ø8@200C/C	ø8@175C/C	120
(S8)	ø8@200C/C	ø8@200C/C	ø8@200C/C	ø8@200C/C	120
(S9)	ø8@200C/C	ø8@200C/C	ø8@200C/C	ø8@200C/C	120
(S10)	ø8@200C/C	ø8@175C/C	ø8@200C/C	–	200
(S11)	ø8@200C/C	ø8@200C/C	ø8@200C/C	ø8@175C/C	120
(S12)	ø8@175C/C	ø8@175C/C	ø8@200C/C	–	200
(S13)	ø8@200C/C	ø8@125C/C	ø8@200C/C	ø8@125C/C	120
(S14)	ø8@200C/C	ø8@200C/C	ø8@200C/C	ø8@175C/C	150
(S15)	ø8@200C/C	ø8@200C/C	ø8@200C/C	ø8@200C/C	150
(S16)	ø8@200C/C	ø8@200C/C	ø8@200C/C	ø8@200C/C	150
(S17)	ø8@200C/C	ø8@175C/C	ø8@200C/C	ø8@125C/C	200
(S18)	ø8@200C/C	ø8@175C/C	ø8@200C/C	ø8@125C/C	200
(S19)	ø8@200C/C	ø8@175C/C	ø8@200C/C	ø8@150C/C	150
(S20)	ø8@200C/C	ø8@200C/C	ø8@200C/C	ø8@200C/C	150
(S21)	ø8@200C/C	ø8@200C/C	ø8@200C/C	ø8@150C/C	150
(S22)	ø8@200C/C	ø8@175C/C	ø8@200C/C	ø8@125C/C	200
(S24)	ø8@200C/C	ø8@200C/C	ø8@200C/C	ø8@200C/C	120
(S25)	ø8@200C/C	ø8@200C/C	–	–	130
(S26)	ø8@200C/C	ø12@150C/C	ø8@200C/C	ø12@125C/C	200
(S27)	ø8@200C/C	ø8@200C/C	ø8@200C/C	ø8@200C/C	150
(S30)	ø8@200C/C	ø8@200C/C	–	–	130
(S31)	ø8@200C/C	ø8@200C/C	ø8@200C/C	ø8@200C/C	120
(S32)	ø8@200C/C	ø8@200C/C	ø8@200C/C	ø8@200C/C	150
(S33)	ø8@200C/C	ø8@200C/C	ø8@200C/C	ø8@200C/C	150
(S34)	ø8@200C/C	ø8@200C/C	ø8@200C/C	ø8@200C/C	200
(S35)	ø8@200C/C	ø8@200C/C	ø8@175C/C	ø8@150C/C	180
(S36)	ø8@200C/C	ø8@200C/C	ø8@200C/C	ø8@200C/C	180
(S37)	ø8@200C/C	ø8@175C/C	ø8@175C/C	ø8@125C/C	180

SLAB REINFORCEMENT SCHEDULE

SLAB NO.	BOTTOM REINFORCEMENT PARALLEL TO LONG SPAN (1)	BOTTOM REINFORCEMENT PARALLEL TO SHORT SPAN (2)	TOP REINFORCEMENT PARALLEL TO LONG SPAN (A)	TOP REINFORCEMENT PARALLEL TO SHORT SPAN (B)	THICKNESS
(S38)	ø8@200C/C	ø8@200C/C	ø8@200C/C	ø8@175C/C	180
(S39)	ø8@200C/C	ø8@200C/C	ø8@200C/C	ø8@175C/C	180
(S40)	ø8@200C/C	ø8@200C/C	ø8@200C/C	ø8@200C/C	180
(S41)	ø8@200C/C	ø12@125C/C	ø8@200C/C	ø12@100C/C	200
(S42)	ø8@200C/C	ø8@200C/C	ø8@200C/C	ø8@200C/C	180
(S43)	ø8@200C/C	ø8@200C/C	ø8@200C/C	ø8@200C/C	180
(S44)	ø8@200C/C	ø8@200C/C	ø8@200C/C	ø8@125C/C	180
(S45)	ø8@200C/C	ø8@200C/C	ø8@200C/C	ø8@200C/C	200
(S46)	ø8@200C/C	ø12@125C/C	ø8@200C/C	ø12@100C/C	200
(S47)	ø8@200C/C	ø8@200C/C	ø8@200C/C	ø8@200C/C	180
(S48)	ø8@200C/C	ø8@200C/C	ø8@200C/C	ø8@200C/C	180
(S49)	ø8@200C/C	ø8@200C/C	ø8@200C/C	ø8@150C/C	200
(S50)	ø8@200C/C	ø8@200C/C	ø8@200C/C	ø8@200C/C	150
(S51)	ø8@200C/C	ø8@200C/C	ø8@200C/C	ø8@200C/C	120
(S52)	ø8@200C/C	ø8@200C/C	ø8@200C/C	ø8@200C/C	120
(S53)	ø8@200C/C	ø8@150C/C	ø8@200C/C	ø8@175C/C	180
(S54)	ø16@150C/C	ø16@75C/C	–	–	350
(S55)	ø8@175C/C	ø8@175C/C	ø8@125C/C	ø8@125C/C	180
(S56)	ø8@200C/C	ø8@150C/C	ø8@200C/C	ø10@175C/C	180
(S57)	ø8@200C/C	ø8@200C/C	ø8@200C/C	ø8@175C/C	130
(S60)	ø8@200C/C	ø8@200C/C	ø8@150C/C	ø8@150C/C	180
(S61)	ø8@200C/C	ø8@200C/C	ø8@200C/C	ø8@175C/C	180
(S62)	ø8@200C/C	ø10@150C/C	ø8@200C/C	ø10@125C/C	180
(S63)	ø8@150C/C	ø8@150C/C	ø8@125C/C	ø8@125C/C	180
(S64)	ø8@200C/C	ø8@200C/C	ø8@150C/C	ø8@150C/C	180
(S65)	ø8@200C/C	ø8@200C/C	ø8@200C/C	ø8@175C/C	200
(S66)	ø8@200C/C	ø8@200C/C	ø8@175C/C	ø8@150C/C	180
(S67)	ø8@200C/C	ø8@200C/C	ø8@150C/C	ø8@150C/C	180
(S68)	ø8@200C/C	ø8@200C/C	ø8@200C/C	ø8@200C/C	180
(S69)	ø8@200C/C	ø10@150C/C	ø8@200C/C	ø10@125C/C	180
(S70)	ø8@200C/C	ø8@200C/C	ø8@200C/C	ø8@200C/C	150
(S71)	ø8@200C/C	ø8@200C/C	ø8@200C/C	ø8@200C/C	150
(S72)	ø8@200C/C	ø8@200C/C	ø8@200C/C	ø8@200C/C	150
(S73)	ø8@200C/C	ø8@150C/C	ø8@200C/C	ø8@125C/C	150
(S74)	ø8@200C/C	ø8@200C/C	ø8@200C/C	ø8@200C/C	120
(S75)	ø8@200C/C	ø8@200C/C	ø8@200C/C	ø8@200C/C	130
(S76)	ø8@200C/C	ø8@175C/C	ø8@200C/C	ø8@150C/C	120
(S78)	ø8@200C/C	ø8@175C/C	ø8@200C/C	ø8@125C/C	150
(S79)	ø8@200C/C	ø8@200C/C	ø8@200C/C	–	120
(S80)	ø10@200C/C	ø12@200C/C	ø10@200C/C	ø12@200C/C	220
(S81)	ø8@200C/C	ø8@125C/C	ø8@200C/C	ø8@100C/C	200
(S82)	ø8@200C/C	ø8@175C/C	ø8@200C/C	–	200

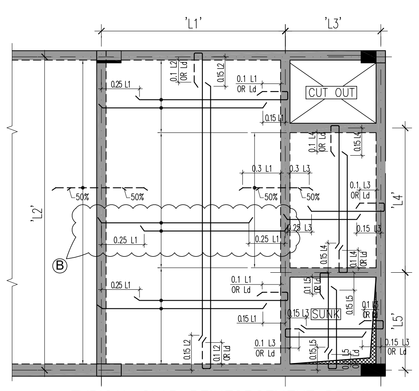

TYPICAL SLAB REINFORCEMENT DETAIL
WHERE PARTIAL CONTINUITY OF SLAB EXISTS

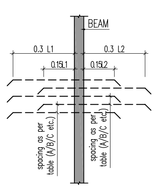

DETAIL-A

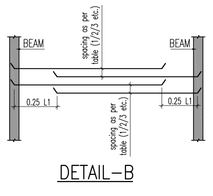

DETAIL-B

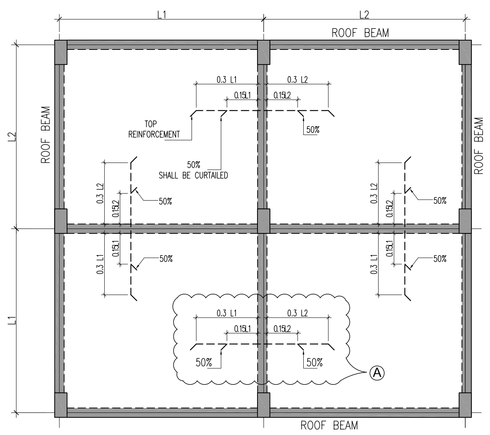

TYPICAL TOP REINFORCEMENT CURTAILMENT DETAIL
(AT INTERMEDIATE SUPPORTS)

SLAB THICKNESS SCHEDULE:-

No	THICKNESS
(S4) (S7) (S8) (S9) (S11) (S13) (S24) (S31) (S37) (S52) (S54) (S56) (S75)	120 THICK
(S25) (S30) (S57) (S75)	130 THICK
(S14) (S15) (S16) (S26) (S32) (S33) (S34) (S50) (S51) (S71) (S72) (S73) (S76) (S66)	150 THICK
(S35) (S36) (S37) (S38) (S39) (S40) (S41) (S44) (S47) (S48) (S53) (S55) (S59) (S60) (S61) (S62) (S64) (S67) (S68) (S69)	180 THICK
(S5) (S6) (S10) (S12) (S17) (S18) (S22) (S28) (S29) (S42) (S45) (S46) (S49) (S63) (S65)	200 THICK
(S80) (S84)	220 THICK
(S64)	350 THICK

IMPORTANT NOTE :-

FOR NEGATIVE SLAB REINFORCEMENT AT JUNCTION OF TWO SLABS, FOLLOW THE MAXIMUM NEGATIVE REINFORCEMENT OUT OF TWO SLABS

EXAMPLE :-
S35--ø8@ 175C/C
S39--ø8@ 200C/C
} AT THE JUNCTION OF S12 , S13 NEGATIVE REINFORCEMENT OF SLAB SHALL BE ø8@ 175C/C

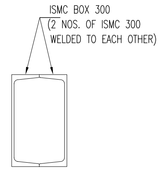

SECTION 1-1

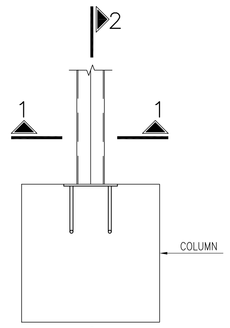

DETAIL-A

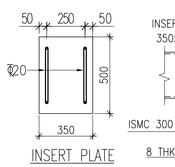

INSERT PLATE

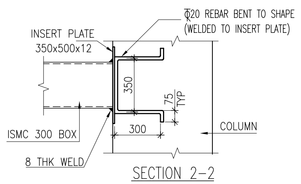

SECTION 2-2

REV 11-04-2014 FOR APPROVAL

No.	Date	Rv	Description

Revisions

ARCHITECTS
InFORM ARCHITECTS
#402, SECOND FLOOR, 9th MAIN ROAD
SANJAYANAGAR 3rd STAGE
BANGALORE - 560 094
Tel: 080-23214000/23214182
Email: projects@informarchitects.com

STRUCTURES:
TECHNICAL PROJECTS CONSULTANTS PVT. LTD

HYDERABAD OFFICE:-
Flat no.503, 5th floor,
Srikalasa Apartments,
Methodist Colony, Begumpet,
Hyderabad-500016.
Tel: (0091) 040-33274812

NOIDA OFFICE:-
PLOT NO.16,SECTOR-63
NOIDA,U.P
Ph.: 91-120-4272720/21/22
Fax : 91-120-4272718
email : tpcnoida@gmail.com

Job title
GOLDEN JUBILEE BUILDING
NATIONAL INSTITUTE OF TECHNOLOGY,
ROURKELA

Drawing Title
GROUND FLOOR FRAMING PLAN

Job No.		Drawing No.
Drawn Sreedevi	Checked Chary	NIT-S-GJ-101
Date 11-04-2014	Scale 1:100,100,50	Revisions