



राष्ट्रीय प्रौद्योगिकी संस्थान, राउरकेला
National Institute of Technology, Rourkela

No. NITR/AC/2026/M/1232

Date: 02.06.2026

CORRIGENDUM

In reference to the Notice No. NITR/AC/2026/M/0875 dated 02.04.2026 the last date for applying to Exe. MBA admission 2026-27 is here by extended till 06th July 2026.

Application form will be available for online submission at: https://eapplication.nitrkl.ac.in/	April 2 nd 2026 (Thursday)
Closing date for online application	July 06 th 2026 (Monday)
Publication of list of applicants called for Personal interview on the Institute website	July 10 th 2026 (Friday)
Personal Interview(Online) - (Tentative)	July 16 th 2026 (Thursday)
Publication of Results (Tentative)	July 17 th 2026 (Friday)
Date of admission (Tentative)	July 23 rd 2026 (Thursday)
Commencement of Classes (Tentative)	July 24 th 2026 (Friday)

All other contents in the notification shall remain unaltered.

This issues with the approval of competent authority.

Sd/-
Assistant Registrar
Academic (PG & Res)



राष्ट्रीय प्रौद्योगिकी संस्थान, राउरकेला
National Institute of Technology, Rourkela

**ADVERTISEMENT FOR THE SESSION 2026-27 FOR
ADMISSION TO EXECUTIVE MASTER OF BUSINESS
ADMINISTRATION (Exe. MBA)**

NITR/AC/2026/M/0875

Dated: 02.04.2026

Applications are invited online from eligible candidates for admission to **Executive Master of Business Administration (Exe. MBA)** for the academic session 2026-27.

ELIGIBILITY

- A bachelor's degree or its equivalent in any discipline with a minimum of 55% aggregate marks (50% for SC, ST and Persons with Benchmark Disabilities (PwBD) candidates) or an equivalent CGPA is required.
- A minimum of 2years of full-time post-qualification professional, managerial supervisory, or entrepreneurial experience as of the last date of application.

SEAT DISTRIBUTION

Total Seats – 50

SELECTION PROCEDURE

The candidates will be shortlisted based on their educational qualifications and work experience. The final score for the selection of candidates is based on career marks, work experience, and personal interview score.

Criterion	Weight
Career Marks	150
Work Experience	50
Personal Interview Score	100
Total	300

Qualifying mark for merit list :- 50% of total marks irrespective of category.

HOW TO APPLY

Interested candidates satisfying the eligibility criteria may submit online application at <http://eapplication.nitrkl.ac.in> following the instructions:

Applicants are advised to (a) read the advertisement carefully, (b) pay Rs. 500/-, towards application fee online in the SB Collect portal of SBI <https://www.onlinesbi.sbi/sbicollect/collecthome.htm> and (c) fill up and submit the online application form accordingly.

Applicants are not required to send hard copy of the signed application form. However, the candidates who will be called for the interview are required to submit a signed copy of the application form and a set of copies of all certificates to the HOD on reporting day of the interview. They also need to produce original certificates from HSC onwards for verification to the Academic Office at the time of admission.

All information will be displayed on our Institute website <http://www.nitrkl.ac.in>-> “Prospective Students”-> “Admission Advt. and Notices” and no intimation will be sent to any applicant by post.

IMPORTANT DATES

The applicants are required to visit our Institute website as per following schedule:

Application form will be available for online submission at: https://eapplication.nitrkl.ac.in/	April 2 nd 2026 (Thursday)
Closing date for online application	May 25 th 2026 (Monday)
Publication of list of applicants called for Personal interview on the Institute website	May 29 th 2026 (Friday)
Personal Interview(Online) - (Tentative)	June 4 th and 5 th 2026 (Thursday & Friday)
Publication of Results (Tentative)	June 10 th 2026 (Wednesday)
Date of admission (Tentative)	June 22 nd 2026 (Monday)
Commencement of Classes (Tentative)	July 1 st 2026 (Wednesday)

FEE STRUCTURE

Sl. No	Fee heads	Amount
1.	Admission fee (<i>one time</i>)	10,000/-
2.	Tuition fee (<i>per semester</i>)	1,50,000/-
3.	Other fees such as Exam, Library, Electricity, etc.(<i>per semester</i>)	10,000/-
4.	Institute Emergency Fund (<i>one Time</i>)	5,000/-
5.	Caution Money(<i>one Time Refundable</i>)	10,000/-
Total		1,85,000/-

The Fee structure for the entire programme is placed at Annexure - I.

NOTES:

A student admitted to the Exe. MBA programme shall be required to pay at the time of joining and also in subsequent semesters, the prevalent tuition fee and other fees as prescribed by the Institute till he/she is on roll including the period beyond the normal duration. There is no discount in fees for reduced academic load. Normally the fee structure will not change during the programme; but if the Institute revises the fee structure in the middle of a programme, a student is obliged to comply. The fee structure is given in the above table.

REFUND

If a student is removed or he withdraws/leaves the Institute in the mid-session without completing the entire programme, all fees paid including the caution deposit will be forfeited by the institute. Mess advance may be refunded after the deduction of dues, if any.

For any queries, kindly write to us at: admission@nitrkl.ac.in

**Contact details: Prof. Mayank Yadav
Mob – 9837678608
e-mail – yadavm@nitrkl.ac.in**

Sd/-

Assistant Registrar (Acad.-UG&PG)

FEE STRUCTURE FOR MBA

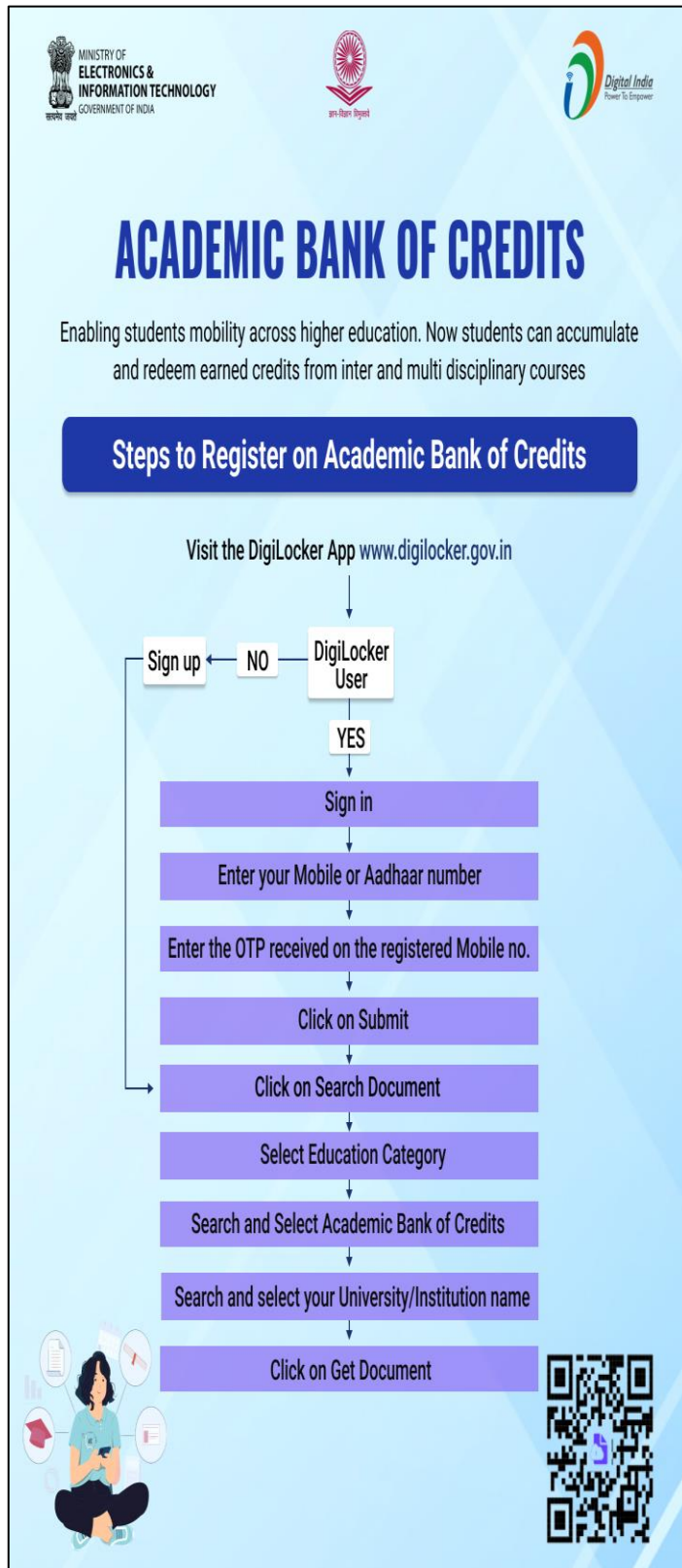
S. No	Fee	1 st semester (Amount in Rs.)	2 nd semester (Amount in Rs.)
1.	Admission fee(one time)	10000	0
2.	Tuition fee	150000	150000
3.	Other fees (Exam. Library, Electricity etc.)	10000	10000
8.	Caution money(one-time Refundable after successful completion of Program)	10000	0
9.	Institute Emergency Fund(one-time fee)	5000	0
	Total:	185000	160000
S. No	Fee	3 rd semester (Amount in Rs.)	4 th semester (Amount in Rs.)
1.	Tuition fee	150000	150000
2.	Other fees(Exam, Library etc)	10000	10000
	Institute Emergency Fund (one-time fee)	0	0
9.	Convocation fees	2500	0
	Total:	162500	160000

Sd/-

Assistant Registrar (Acad.- : PG & Res)

Important Notice:

All candidates should complete the process of registration in DigiLocker (for the purpose of getting benefits from NAD) and in ABC. During joining, you need to submit the IDs for digilocker and ABC. The process/steps for the registration are mentioned below:



ACADEMIC BANK OF CREDITS

Enabling students mobility across higher education. Now students can accumulate and redeem earned credits from inter and multi disciplinary courses


Steps to Register on Academic Bank of Credits

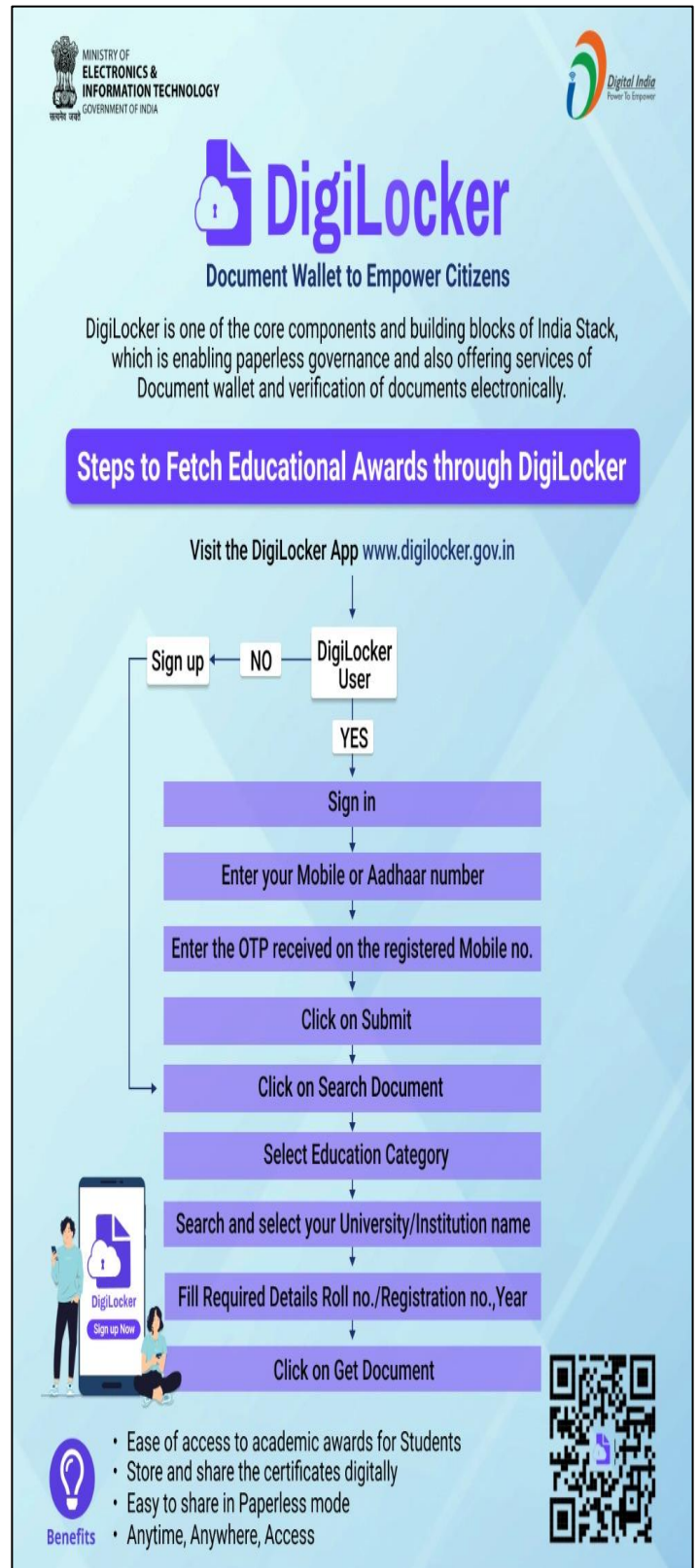
Visit the DigiLocker App www.digilocker.gov.in

Flowchart:

```

graph TD
    Start[Visit the DigiLocker App www.digilocker.gov.in] --> User{DigiLocker User}
    User -- NO --> SignUp[Sign up]
    User -- YES --> SignIn[Sign in]
    SignIn --> EnterMobile[Enter your Mobile or Aadhaar number]
    EnterMobile --> EnterOTP[Enter the OTP received on the registered Mobile no.]
    EnterOTP --> Submit[Click on Submit]
    Submit --> SearchDoc[Click on Search Document]
    SearchDoc --> SelectCat[Select Education Category]
    SelectCat --> SearchABC[Search and Select Academic Bank of Credits]
    SearchABC --> SearchInst[Search and select your University/Institution name]
    SearchInst --> GetDoc[Click on Get Document]
  
```

QR Code: 



DigiLocker
Document Wallet to Empower Citizens

DigiLocker is one of the core components and building blocks of India Stack, which is enabling paperless governance and also offering services of Document wallet and verification of documents electronically.

Steps to Fetch Educational Awards through DigiLocker

Visit the DigiLocker App www.digilocker.gov.in

Flowchart:

```

graph TD
    Start[Visit the DigiLocker App www.digilocker.gov.in] --> User{DigiLocker User}
    User -- NO --> SignUp[Sign up]
    User -- YES --> SignIn[Sign in]
    SignIn --> EnterMobile[Enter your Mobile or Aadhaar number]
    EnterMobile --> EnterOTP[Enter the OTP received on the registered Mobile no.]
    EnterOTP --> Submit[Click on Submit]
    Submit --> SearchDoc[Click on Search Document]
    SearchDoc --> SelectCat[Select Education Category]
    SelectCat --> SearchInst[Search and select your University/Institution name]
    SearchInst --> FillDetails[Fill Required Details Roll no./Registration no., Year]
    FillDetails --> GetDoc[Click on Get Document]
  
```

Benefits:

- Ease of access to academic awards for Students
- Store and share the certificates digitally
- Easy to share in Paperless mode
- Anytime, Anywhere, Access

QR Code: 